maplewood garden club

mgc

November 2026

Maplewood, New Jersey 07040

www.maplewoodgardenclub.org
www.facebook/MaplewoodGardenClub



THIS MONTH'S SPEAKER

ANTHONY BRACCO *presents*

RAISED BED GARDENING

NOVEMBER 2 AT 7:30 PM

Discover what to plant in a raised garden bed, including the best vegetables, fruits, herbs, and flowers for healthy, high-yield growth. Raised beds can be as simple or as elaborate as you would like. The benefits of raised garden beds include better soil drainage, easy access to plants, portability, soil customization, increased soil control, and also the ability to keep weeds and pests at bay. Almost every kind of plant will grow better in it for many reasons. The soil is loose and fluffy since you aren't walking on it. You can target the necessary amendments where they are needed. The soil will warm up faster in the spring, allowing you to plant earlier. The size and shape of the bed will make it simple to cover when cold nights threaten in the fall so you will be able to extend both ends of the growing season. You will have higher yields since you can plant intensively. Depending on the height of your bed, it will be easier to tend, reducing strain on your back and knees. Anthony will show various raised bed layout ideas and also demonstrate how to use some of the necessary hand tools.

Anthony and his family live in Cedar Grove, NJ. Seventeen years ago, he and his wife bought a 25-acre farm in the Black Dirt region of Pine Island, NY. Anthony had intended to be a hobby farmer on just an acre growing his family the cleanest produce possible using non-GMO seeds, hand cultivation of weeds, old fashioned farm equipment, picking only when ready, and without chemicals, fertilizers, irrigation, pesticides or herbicides, and allowing the soil to naturally regenerate each season. These sustainable farming techniques produced a shocking abundance of produce. After just one season, Bracco Farms was born out of the demanding momentum of the growing food movement.

BRACCO FARMS
PINE ISLAND, NY
NATURALLY GROWN

UPCOMING EVENTS

Monday, Nov. 2 at **7:30 pm**
Monthly Meeting
The Woodland
60 Woodland Road, Maplewood

Saturday, November 14
10 am - Noon
Ribbon-making Workshop
DeHart Park Community Center,
120 Burnett Avenue

Sunday, November 15
2 - 4 pm
Ornament Workshop #2
DeHart Park Community Center,
120 Burnett Avenue

Saturday, Dec. 5 at **10 am**
Wreath-making Workshop
Woodland Parlor
60 Woodland Road, Maplewood

Saturday, Dec. 5 at **1 pm**
Train Station Exterior Decorating
Maplewood Train Station



PRESIDENT'S LETTER

NOVEMBER 2026

NOVEMBER, oh how I cherish thee! The days are short and the nights are long and there are still more chores to do. Pulling up spent summer and fall crops, cutting back perennials, raking leaves, pulling up and storing tender perennials, protecting the trees and shrubs with mulch, burlap or netting, and draining, cleaning and storing your equipment. But remember to leave ornamental grasses and seed heads for the winter wildlife and a little seasonal interest and a thin layer of leaves in your perennial beds because beneficial insects need shelter too. But do not fret. It's not too late to get spring flowering buds in the ground, as well as peeping the amber, orange and deep crimson of the fall foliage.

CHORES DONE. It's time to relax and reflect on everything you have accomplished this year. Maybe you started that flower or vegetable garden you spoke about for years but never had the time. Maybe you planted that flower that you saw during the garden walk. Or maybe you switched up your planting techniques to take your gardening to the next level. But whatever you did, I hope it brought you joy and sparked your imagination and a desire to think about what you can do next year, because...
"To plant a garden is to believe in tomorrow." *~ Audrey Hepburn*

LEST WE FORGET, this is also the time for giving. Whether it's extra vegetables, those plant swap treasures, your time or a well needed hug. MGC ALWAYS SHARES THE LOVE!

AND BEFORE WE bid adieu and take a well-earned rest, remember **"November comes And November goes, With the last red berries And the first white snows... And earth sinks to rest Until next spring."** *~ Unknown*

~ Juliet P. Powell
president@maplewoodgardenclub.org



RIBBON-MAKING WORKSHOP

SATURDAY, NOVEMBER 14 FROM 10 AM TO NOON
DEHART PARK COMMUNITY CENTER, 120 BURNETT AVENUE

Come have fun with ribbons while we make all the bows that are the finishing touches for the wreaths and swags that will grace the train station and other Maplewood sites.

~ Josie Dakers-Brathwaite (201) 920-6356



WREATH-MAKING WORKSHOP

SATURDAY, DECEMBER 5 FROM 10 AM - 1 PM
WOODLAND PARLOR, 60 WOODLAND ROAD, MAPLEWOOD

Join us as we make wreaths to decorate the Maplewood Train Station, Durand-Hedden House, and other public buildings in town. Make one for yourself, too! There will be a sign-up sheet at the November meeting.

We supply all the materials. Bring your clippers and gloves. Refreshments will be served.

~ Josephine Daker-Brathwaite

ONE LAST CHANCE TO MAKE ORNAMENTS FOR MAPLEWOOD STATION'S HOLIDAY TREE!

SUNDAY, NOVEMBER 15 FROM 2 - 4 PM
DEHART PARK COMMUNITY CENTER, 120 BURNETT AVENUE



Join us for our **second and final ornament-making workshop** as we put the finishing touches on this year's holiday decorations!

With forest fires raging across the world, trees have had a particularly tough time of it. This year, we're celebrating trees by giving their beautiful leaves a second life, transforming flattened, dried leaves into shimmering holiday ornaments.

Come join us as we paint these natural treasures in silver and gold, then add even more color and sparkle with acrylic paint pens. Our finished leaves will shimmer and shine, sparkle and splash with color, creating a joyful celebration of our love for trees everywhere.

This is your last chance to help create the ornaments that will adorn Maplewood Station's Holiday Tree!

No experience necessary. Just bring your creativity, holiday spirit, and enthusiasm for making Maplewood sparkle!

~ Lisa Lackey (973) 886-0681

MAPLEWOOD TRAIN STATION EXTERIOR DECORATING

SATURDAY, DECEMBER 5 at 1 PM



Come help make swags and decorate for one of our most visible and appreciated community projects. Let's plan to meet out in front of the Maplewood Train Station to hang wreaths and swags on December 5 at 1 pm. Be sure to bring your gloves and clippers.

~ Bill Kohlman

CONSERVATION CORNER

NOVEMBER 2026

The thing I love about my neighborhood is that everyone is always sharing. We routinely text each other to borrow anything from a can of beans to a pole pruner, or offer extra flowers, produce or baked goods.

Whether you are a relatively new homeowner, a long timer, or somewhere in between, you no doubt know that there is a constant need for tools and supplies. After many years of homeownership, I have far too many things and always welcome the opportunity to loan out needed items. This is why I was excited to recently discover the SOMA Tool Share Learning and Lending Library. For a small fee ($30 for a month or $100 for a year) members have access to a wide range of home/yard/auto/bike tools and equipment, as well as instructional classes. They also accept donations of tools (and money!). What a great community resource. Check them out at **https://somatoolshare.org**.

On another note, can we talk mulching? If you have not yet put your garden to bed for the winter, it's not too late! For our area late October through early November is the optimal time to tuck your plants in with a layer of compost topped with mulch, or just mulch. This will protect plant roots from freezing temperatures, moderate soil moisture and reduce soil erosion during winter storms, all while helping to build beneficial soil biology.



Plus it just looks so nice! The Farmer's Almanac is predicting a "tricky" winter for the Northeast, with "complicated" weather patterns. Climate change + global warming = unpredictability, so mulching will give our plants and soil the best chance by insulating them with a cozy blanket of organic matter.

A few important mulching tips:

- **Remember** not to pile mulch too high. This creates moisture problems and pest/disease opportunities for woody plants, and can smother herbaceous plants.
- **2-3 inches** of mulch is usually sufficient to provide all the benefits. Search "mulch calculator" for one of the many simple online tools that will help you determine volume.
- **Leaves make** great mulch! Rake them into beds or mow them up with your lawnmower and distribute them around your beds.

Thankfully, unlike the last two New Jersey fall seasons, recent rains have officially ended the drought. This is good news for our mature trees and shrubs. And for those beautiful fall colors. Enjoy!

~ Virginia Lamb virginialamb1@yahoo.com

LYNNE PROSKOW SENDS INFORMATION

We enjoyed last month's speaker, Lynne Proskow, instructing us on using the Lasagna Method for planting bulbs in containers. Lynne sent along this QR code which will access her list of useful links for learning more about bulbs. She enjoyed meeting us and was happy to speak directly to a few of our members before the meeting started.

~ REMINDER ~

The deadline for the December newsletter is **Friday, November 6**.

Send your news items and photos to dianemcollins@yahoo.com

OCTOBER EXHIBITS



Anne Simms: 1st Open



Christina Ainge: 3rd Open



Memorial Garden: 1st



Vicky Borrone: 2nd Open



Lissy Gray: 1st Novice



Susan Darwin: 1st



Susan Darwin: 1st



Christina Ainge: 3rd Intermediate

OCTOBER EXHIBITS RESULTS

ARTISTIC DESIGN

Theme: Roaring ’20s Swing Movement

Challenge: Challenge: Creative Abstract Design
No Entries

Intermediate: Creative Angular Design: Obtuse Angle
3rd: Christina Ainge

Novice: American Traditional Line: Mass Design - Vertical
1st: Lissy Grey

Open: Designer’s Choice
1st: Anne Simms
2nd: Vicky Borrone
3rd: Christina Ainge

HORTICULTURAL EXHIBITS

1. ***Coleus***, cut stem displayed in a clear glass vase/ container
   1st: 1st Susan Darwin
   2nd: Susan Darwin
   2nd: Cheryl Weinberg
   3rd: Jennifer Richardson
   3rd: Vicky Borrone
   HM: Jane Brick
   HM: Mike Brick
   HM: Lisa Lackey
   HM: Lisa Lackey
   HM: Jennifer Richardson

2. **Squash or Pumpkin**, 1 small to medium sized specimen
   1st: Karen Donovan - Butternut Squash
   2nd: Karen Donovan - Pumpkin

3. ***Dahlia***, 1 cut stem displayed in a clear glass vase/ container

   Class: Spider / Cactus
   1st: David Nial - Mr. Sandman
   HM: Jane Brick - Spider White

   Class: Waterlily
   1st: Mindy Greenspan
   2nd: Jane Brick

   Class: Ball / Pom Pom
   1st: Memorial Bed - Speckled Speckle
   2nd: Anne Simms - Snoho

   Class: Single
   1st: Anne Simms

   Class: Informal Decorative
   1st: Susan Darwin - Mai Tai
   2nd: Mike Brick

   Class: Dinner Plate
   1st: Susann Darwin - Bodacious

4. **Open** (maximum 2 entries per person)
   1st: Liz Demkin - Blue Wood Aster
   1st: David Nial - Colocasia - Redemption
   1st: Susan Darwin - Dahlia - Bodacious
   1st: Olapeju Adeniji - Tomatoes Grape
   1st Karen Donovan - Watermelon
   1st: Memorial Bed - French Marigold
   2nd: Jane Brick - Persian Shield

   Class A: Peppers
   1st: Olapeju Adeniji - Yellow Habanero
   2nd: Susan Darwin - Calabrian Pepper

   Class B: **Coleus**
   1st: Jane Brick
   2nd: Jane Brick

   Class C: Caladium
   1st: Mike Brick
   2nd: Jane Brick

   Class D: Potted Plants
   1st: Jennifer Richardson - *Dieffenbachia*, Variegated Sublime
   2nd: Liz Demkin - *Euphorbia leuconeura*, Madagascar Jewel
   3rd: Jennifer Richardson - *Begonia,* Madame Queen


Cheryl Weinberg: 2nd


Lisa Lackey: HM


Susan Darwin: 1st


No Name: HM


Mike Brick: HM

EXHIBITORS CORNER

We did it again! October's meeting featured more than 40 entries, and it was wonderful to see the fruits of our labor. Gardening and plant care require attention, patience, and dedication over time, and our members' beautiful entries are proof that all that effort pays off.

A big thank you to our judges, Kathy and Judy, who carefully evaluated October's entries and discussed the finer points of judging outlined in the handbook. We learned so much. **Here are a few tips to keep in mind:**

> Leaves should be free of tears and holes, so remove any damaged leaves before entering a plant or specimen. Cut specimens must be displayed in clear glass vases, with no leaves underwater and the stem clearly visible. A little Saran Wrap around the stem can help keep everything straight and balanced. Potted plants should have clean pots with no stickers.

While the rules allow members to enter as many varieties as they wish, we ask that everyone limit their submissions to two different varieties per category to keep the judging manageable and fair for everyone. For example, in the tomato category, you could enter one Brandywine and one Rainbow Stripey, but not two Brandywines. Small specimens, such as beans or peppers, should be displayed on a plain white plate, without stacking, and should be uniform in size and ripeness.

So much to think about! That's what makes exhibiting both fun and challenging. When searching your gardens, windowsills, and greenhouses, choose wisely to earn the most points possible.

Careful notes and photographs are taken by Olapeju Adeniji (PJ) and me to ensure accurate reporting in the newsletter. Please review your scores, and if you spot a discrepancy, let us know. We're happy to double-check. You can always email me with questions.

November is Rock and Roll! Start listening to your favorites for inspiration. Fall leaves on small branches will be a horticulture category, so keep your eyes open for spectacular specimens. Asking a neighbor for a branch from their beautiful maple might even inspire a new member. After all, who doesn't love showing off their garden? Enjoy this wonderful autumn!

~ Susan Darwin (917) 545-5428 mail@susandarwin.com

NOVEMBER DESIGN EXHIBITS



ARTISTIC DESIGN

Please read "Artistic Division Rules" on page 12 in the current yearbook, as well as the 2017 revised edition of the *Handbook for Flower Shows*.

Theme: 1950s Rock 'n Roll

Challenge: Creative Spatial Thrust Design, see *Handbook*, pages 72, 75.

Intermediate: Creative Illuminary Design: Symmetrical Triangle (isosceles triangle), see *Handbook*, pages 72, 74.

Novice: American Traditional Line: S-Curve Design, see *Handbook*, pages 70-71.

Open: Designer's Choice (one entry per member)

HORTICULTURAL EXHIBITS

Please read "Horticulture Division Rules" on page 12 in the current yearbook, as well as the 2017 revised edition of the *Handbook for Flower Shows*.

1. **Autumn Foliage**, branch or stem not to exceed 24"
2. **Root Vegetable**, 3 of one variety on a plate
3. **Grass: Ornamental**, 3 stems of one variety in a clear glass vase/container
4. **Open** (maximum 2 entries per person)

OCTOBER EXHIBITS



Mike Brick: 1st



Liz Demkin: 1st



Jane Brick: 2nd



Anne Simms: 1st



Jennifer Richardson: 3rd



Jane Brick: 2nd



Jane Brick: HM



Mike Brick: 2nd



Memorial Garden: 1st





Jennifer Richardson: HM



Olapeju Adeniji: 2nd



Vicky Borrone: 3rd



Jane Brick: Not Judged



Anne Simms: 2nd



Mindy Greensoan: 1st



Lisa Lackey: HM



David Nial: 1st



Susan Darwin:1st



David Nial: 1st



Karen Donovan: 2nd



Karen Donovan: 1st



Jane Brick: 2nd

Thanks for entering!



Susan Darwin: 2nd



Jane Brick: 1st



Olapeju Adeniji: 1st



Karen Donovan: 1st



Jane Brick: 2nd



Liz Demkin: 2nd



Susan Darwin: 2nd



Jennifer Richardson: 3rd



Jennifer Richardson: 1st

OCTOBER RAFFLE

This month I had Fall, Bulbs, and Halloween on my mind so we had a wide variety of prizes. **Jane Brick** went home with a cute basket of Halloween goodies. **Julia Ribicoff** will have some cute containers on her porch after studying her new Container Gardening book. **Jen Lieberman** and her daughters will be creating some beautiful flower art with her Press and Book on dried flowers. Head over to **Celeste Alfonso**'s for some Tate's Pumpkin Spice Cookies served on a beautiful Leaf Plate. **Ginny Martin** will be planting all kinds of bulbs with her new Dibber and Spade set. Check out **Ginny Doyle** and **Andrea Cernichiari**'s yards in spring to see some beautiful Tulip and Crocus flowers. That is, IF they get around to planting their new Bulbs.

At every meeting we have FREE raffle of fun items which I try to coordinate with the season or the speaker. If you have something NEW or LIKE NEW that you would like to donate to the raffle, you can bring it to any meeting or drop it off on my front porch. This month, all or part of 4 of the 7 prizes were donated.

~ Karen Donovan (973) 762-5484

Maplewood Garden Club

maplewoodgardenclub.org

Maplewood Garden Club
PO Box 121
Maplewood, NJ 07040