



September 2025

Maplewood, New Jersey 07040

www.maplewoodgardenclub.org
www.facebook.com/MaplewoodGardenClub



THIS MONTH'S SPEAKER

JAN GODEK presents

TREES THROUGH THE SEASONS

SEPTEMBER 8 AT 7:30 PM

"Trees Through The Seasons" is an inspired look, through the eyes of a landscape designer, of how trees change through the four seasons of the year in our area. You will see a variety of

trees and how different they appear from season to season.

The program has a special emphasis on small ornamental trees suitable for homeowners who have smaller properties or spaces. Its educational component focuses on the many differentiating features of trees, including leaves, shapes, branching habits, flowers and fruits, bark, sun/shade preference and level of disease resistance. Many of the slides were taken at arboretums and public gardens in the tri-state area. These places are mentioned in the presentation to encourage viewers to plan day trips to enjoy and learn more about trees.

Jan is a long-standing member of the Washington Township Shade Tree Committee and The Garden Club of Long Valley. She has a degree in landscape design from the County College of Morris and was a volunteer tour guide at the Frelinghuysen Arboretum in Morristown for several years. She has had a fascination with and love of trees since childhood.

UPCOMING EVENTS

Thursday, Sept. 4

Greenhouse sign-up for
Maplewood residents

A sign-in sheet will be available at the Municipal Building in the Town Clerk's office starting at 9:00 am on Thursday, Sept. 4
(See page 3)

Monday, Sept. 8 at 7:30 pm
Monthly Meeting

The Woodland
60 Woodland Road, Maplewood

~ REMINDER ~

The deadline for the October newsletter is **September 12.**

Send your news items and photos to dianemcollins@yahoo.com

MEMORIAL DAY PARADE 2025

The Maplewood Garden Club gave out over 190 artificial poppies while participating in the town's Memorial Day parade. We dressed in our MGC finest (T-shirts) and proudly carried our Club banner through the streets of Maplewood, bedecked in flowers and toting our favorite garden tools, to great acclaim from the whole community along the avenue.


Members that marched were: Sarah T., Maureen M., Vicky B., Sue T., Bill K., Kathy K., Indy and Jen L., and Lisa L. Thank you!

~ Kathy Kohlman (973) 886-4440 kpkoehlman@gmail.com



PRESIDENT'S LETTER

SEPTEMBER 2025



Lisa Lackey and David Nial

WELCOME BACK EVERYONE! I am looking forward to another great year for our Garden Club. For our new members and those who did not make it to the Awards dinner, it was a lovely time! The hard work, dedication, camaraderie, support, accomplishments, organization, knowledge, and love were evident throughout the evening. Lisa Lackey made a tribute book for David Nial who has stepped down from the Plant Sale committee but will still be around for other jobs. We gave Maureen McNulty a basket of plants to thank her for her tireless efforts on the hospitality committee. Joelle Peterson announced the awards that the Garden Club had won. Thank you Joelle for applying for the awards! Members won awards for their flower and plant displays and our scholarship recipients thanked us for our generosity. The food was very good and everything went smoothly thanks to Krystina Mahoney and Ginny Needham-Doyle.

WE HAD PLANNED on having our meetings in the new Maplewood Library, however that did not work out. We will continue to meet in The Woodlands.

I HOPE THAT YOU all had a good summer. I had a nice summer. I actually spent some time sitting in my yard reading on those cooler days that we had. I also spent a lot of time taking care of my dog. He is 13 years old and has arthritis. He had a few problems this summer. I thought that we would lose him but he is hanging on. We can get so attached to our pets. They are family members and we hurt when they are ill. I am getting use to the fact that he won't be with us for much longer. I tried to spend more time just with him this summer.



Maureen McNulty and Virginia Nordberg

NATIVE PLANTS were planted at the Hilton Library early in the summer by Karen Donovan and me. The plants are looking good. If you are interested, the area can use some weeding. I also started working with a gentleman on plantings in the Borden Milo Park. If you are interested in helping with that just let me know.

PAUL AND I VISITED Cook Forest State Park in Pennsylvania by the Clarion River. It is one of the last old growth forests on the east coast. It has the largest strand of virgin white pines east of the Mississippi. Many of the trees are over 150 years old and some even more than 400 years old. The trees were really tall. It is a nice area with lots of things to do. We stayed at the Gateway Inn which had a Jacuzzi in the bedroom. I mentioned the Jacuzzi in the spring. It was wonderful! In August we went to the Tug Hill area in New York. We enjoyed a fiddling festival and a trip to Montezuma National Wildlife Refuge to see birds. It's great to get away and good to come home again. I hope that you all had a chance to get away for a while, and I am glad that you are back "home" to share another interesting and fun year with the Garden Club.



Cardinal flower and Amaranth



*right:
Clubmoss is
related to
ancient trees.*



~ Virginia Nordberg
president@maplewoodgardenclub.org

GREENHOUSE SIGN-UP FOR MAPLEWOOD RESIDENTS 2025-2026

THURSDAY, SEPTEMBER 4, 2025

Maplewood Township residents have the unique opportunity to utilize a public greenhouse space for overwintering their plants. The Rahner Greenhouse was donated to the Township by the Maplewood Garden Club in 1974 and we continue to manage it. All rental fees go to the Township to help offset utilities and maintenance. There are 160 bench spaces available, each being approximately 9 sq. feet with the same area underneath and another 3 sq. feet on a shelf above. Greenhouse benches are available to Maplewood residents only, and only **one (1) space** is permitted for each household during the September offering. If spaces are still available after October 1, any current season renters may apply for additional bench spaces until all the bench spaces are rented.

An application is available at <https://maplewoodgardenclub.org/greenhouse/> at the bottom of the page or at the Municipal Building in the Town Clerk's office. Benches are allotted on a first come first served basis. A sign-in sheet will be available at the Municipal Building in the Town Clerk's office starting at **9:00 am on Thursday, September 4**. Each person in line may enter only one name on the sign-in sheet at a time. If you are also signing-in for another resident that is unable to attend the sign-in (neighbors, friends, family members), you may go back to the end of the line and sign-in for that person. **One person, one name on the sign-in sheet.** Once you have signed in, there is no need to remain at the Town Hall, **but you must return at 6:00 pm with your application and payment to choose and be assigned your bench number.** All application forms must be filled out

and be signed by the applicant along with the seasonal rental fee of **\$30**, either a check made out to 'Township of Maplewood' or cash will be accepted.

The allocation of benches will start at 6:00 pm and they will be distributed ***in the order in which applicants have signed in on the sign-in sheet***. Residents unable to sign in earlier that day may come and sign in any time between 6:00 and 7:00 pm and still be assigned a bench. Please be prepared to complete the application and submit the fee. We typically assign around 120 of the 160 benches at this event.


Don't panic, if you can't make it to the sign-up, the remaining benches will be available for rent at the Division of Public Works located at 359 Boyden Avenue beginning after 12:00 pm on Monday, September 8. Typically, the benches don't sell out until the end of the first week in October.

This year the greenhouse season will be from **Saturday, October 4, 2025**, through **Memorial Day, May 25, 2026**.

Greenhouse regular hours are:

Monday	10:00 am to 7:00 pm
Tuesday	11:00 am to 4:00 pm
Thursday	10:00 am to 8:00 pm
Saturday	9:00 am to 4:00 pm
Sunday	10:00 am to 4:00 pm

~ Bill Kohlman (973) 886-0681
greenhouse@maplewoodgardenclub.org



How Does Your Garden Grow?



Did you do any weeding this summer? I did. I spent a lot of time pulling wild plantain and crab grass from my lawn. It finally occurred to me that I could add violets to the spaces where I was pulling out the crab grass and wild plantain.

I have a lot of violets. Why not put them to better use. They are very hardy, are our state flower, tolerate mowing, and provide pollinators food in the early spring. I am sure that most of you have heard that lawns are monocultures. By planting violets in your yard you are making your lawn more beneficial to pollinators and adding some lovely spring color to enjoy. Violets grow in all types of lighting. The more sun, the bigger the leaves will be. Remember, fall is also a good time to transplant flowers. If you want some violets, I have some to share!

~ Virginia Nordberg

BUNNIES, PLEASE

Each year, Maria Mulkern and I look to add a little whimsy to Dickens Village by following a theme. Looking for inspiration, we noticed the explosion of bunnies we've experienced in our area this year, so, a bunny theme it is. Please look around your house and yard for any bunny-related materials you'd be willing to lend to our effort. Statues, salt/pepper shakers, bookends, a blanket or pillow, a stuffed animal, a book featuring a bunny on the cover...these are all good.

Please contact Liz if you have anything that might fit the bill.

~ Liz Demkin (973) 906-1511 liz@uffcorp.com

THEME FOR ARTISTIC DESIGN EXHIBITS:



"EXPRESSING WEATHER FORECASTS THROUGH FLORAL DESIGN"

Each month we will explore potential weather forecasts and express our interpretation through floral design. Delve into your inner creative genius and channel your emotions regarding good or bad weather forecasts by creating pleasing floral designs.

Remember to review 'Chapter 6 Horticulture' and 'Chapter 7 Design' of the *National Garden Clubs, Inc., Handbook for Flower Shows* for regulations on how to exhibit horticultural exhibits and floral designs. Also, refer to Chapter 7 for attributes, elements, and principles of floral design and for characteristics of the Design Types requested for each month's schedule. A link to the updated version of the *National Garden Clubs, Inc., Handbook for Flower Shows* is on the MGC website maplewoodgardenclub.org under, **Calendars -> Design Exhibit Schedule -> National Garden Club-Handbook for Flower Shows** ([blue link](#)). Please see an Exhibits representative if you don't have access to a computer or smartphone.

Show us your horticultural and creative talents by participating in the horticultural and floral design exhibits. It's up to you to accept the challenge and join the fun by participating in the Artistic Design and/or Horticultural Exhibits each month! **We are looking forward to seeing your exhibits this season!**

~ Vicky Borrone (973) 763-0633 mborrone@hotmail.com
Sue Tully (862) 266-3991 stullynj@gmail.com



ARTISTIC DESIGN CORNER

This month's theme is "Hot Days of Summer: Bright and light-colored flowers".

For the **Novice** designers, we will focus on American Traditional Design types for most of the season. Designers should know the three American Traditional Design types, American Traditional Line, American Traditional Line-Mass and American Traditional Mass. This month's challenge for the Novice designers is to create an American Traditional Mass design in any form they wish conforming to the characteristics of American Traditional Design and American Traditional Mass design.

Some characteristics of American Traditional Design include the following:

- Each design is based on a single "set pattern" of geometric form
- Plant material is used in a naturalistic manner, radiating from one point
- Plant material, forms and colors are integrated rather than grouped

Always refer to the latest version of the *National Garden Clubs, Inc., Handbook for Flower Shows* available through the MGC website, for more detail.

American Traditional Mass designs conform to the rules of American Traditional characteristics; as well as uses large quantities of plant material with a closed silhouette whereby the plant material is also integrated and not grouped.

Here is an example of an American Traditional Mass design. Note that it is geometrical (spherical) in shape, the flowers radiate from the center, and floral types, shapes and colors are integrated throughout the design in a closed silhouette.



Intermediate level designers will be creating a "Creative Line Design – Vertical Line" and **Challenge** level designers will be creating a "Tapestry Design" using bright and lightly colored flowers. Intermediate and Challenge level designers should refer to the *National Garden Clubs, Inc., Handbook for Flower Shows* for details.

~ [Vicky Borrone \(973\) 763-0633 mborrone@hotmail.com](mailto:mborrone@hotmail.com)
~ [Sue Tully \(862\) 266-3991 stullynj@gmail.com](mailto:stullynj@gmail.com)

SEPTEMBER DESIGN EXHIBITS

ARTISTIC DESIGN

Please read "Artistic Division Rules" on page 13 in the current yearbook, as well as the 2017 revised edition of the *Handbook for Flower Shows*.

A link to the updated version of the NGC Handbook for Flower Shows is on the MGC website maplewoodgarden-club.org

**Theme: Hot Days of Summer:
Bright and Light Colored Flowers**

Challenge: Tapestry, see *Handbook*, page 79

Intermediate: Creative Line Design – Vertical Line, see *Handbook*, page 74

Novice: American Traditional Mass Design, see *Handbook*, pages 70-71.

Open: Designer's Choice (one entry per member)

HORTICULTURAL EXHIBITS

Please read "Horticulture Division Rules" on page 14 in the current yearbook, as well as the 2017 revised edition of the *Handbook for Flower Shows*.

A link to the updated version of the NGC Handbook for Flower Shows is on the MGC website maplewoodgarden-club.org

1. **Fruit or Vegetable** (maximum 3 varieties per member)
2. **Annual**, 1 cut specimen in a vase/container
3. **Perennial**, potted plant or cut specimen in a vase/container
4. **Open** (maximum 2 entries per person)

HOSPITALITY

We are looking forward to serving up all the delicious treats that the members bring to our meetings. And of course, the coffee too!

~ [Maureen McNulty](#) and [Joelle Peterson](#)

2024-25 ARTISTIC DESIGN & HORTICULTURE AWARDS



Sue Tully accepting the Challenge Artistic Design Bowl.



Anne Simms accepting the Intermediate Artistic Design Bowl.



Christina Foster-Ainge accepting the Novice Artistic Design Vase.



Liz Demkin, once again, won the Open Artistic Design Vase.



Francine Colon won the amaryllis grown from a bulb purchased from the MGC.



Jennifer Richardson won the Horticulture Assigned Exhibits (Schedules 1, 2 & 3).



David Nial won the Open Horticulture Exhibits (Schedule 4).



Jennifer Richardson won the overall Horticulture Exhibits (Schedule 1-4).

CONSERVATION CORNER

SEPTEMBER 2025

As summer winds down my thoughts always turn to trees. Fall is the best time to plant trees and woody shrubs, as it gives them a gentler start than spring or summer planting does, making them more likely to survive and thrive. A few things to keep in mind if you are thinking about adding trees to your landscape this fall.

Plant native trees There is a large variety of tree species with widely varying attributes that will help feed and nurture insect and bird pollinators. Why plant a ginkgo tree that supports only a few species when you can plant an Amelanchier that supports hundreds (and provides you with berries as well!)? See this great article on “6 flowering native trees that outshine flowers for pollinators” plantisima.com/native-trees-for-pollinators

Think about the best tree for the location Think about space, soil, moisture, exposure. You can select from many criteria in the Jersey Friendly Yards searchable database www.jerseyyards.org/plant/.




Look up! So many trees are planted directly under utility lines. Crews then come along and severely prune the trees to keep them away from wires. So sad! Steer clear of overhead wires when planting, and if planting a tall tree species, also avoid planting under existing mature trees.


Keep vines from climbing trees All around our communities you see mature trees covered in euonymus vines and English ivy. These vines will sap the life out of trees and eventually kill them. So, if you see vines beginning to take hold remove them by either pulling them out by the roots or cutting them off at soil level. If vines are well established high into a tree, then cut them at the base and remove a 1-2 foot section. You might need a hand saw if vines are thick. Your trees will thank you for rescuing them from this viney fate! As last fall's drought reminded us, woody plants installed in the fall still need watering, so be sure to do so regularly until the cold weather sets in.

Happy tree planting!

~ Virginia Lamb virginialamb1@yahoo.com

Avoid the “hell strip” The space between the sidewalk and the street is known as a harsh environment for plants, mostly due to limited soil and exposure to harsh road salt. Better to plant on the yard side of your sidewalk, and if you do so within 25 feet of the center of your street the DPW will provide needed maintenance.





The Durand-Hedden Herb Garden's arbor has been rebuilt and just gorgeous!



MONTHLY RAFFLE

At every in-person meeting we have a raffle of fun items that I try to coordinate with the season or the speaker. If you have something new or like new (a gift you really don't need or an accidental purchase) that you would like to donate to the raffle, you can bring it to a meeting or drop it on my front porch.

Thanks for your help and good luck at this year's raffles!

~ Karen Donovan (973) 762-5484

Maplewood Garden Club



maplewoodgardenclub.org



maplewood garden club
mgc
Maplewood Garden Club
PO Box 121
Maplewood, NJ 07040